


El vendaje **multi-capa** es la terapia de elección para el tratamiento de las úlceras venosas



ASOCIACIÓN
ESPAÑOLA
DE ENFERMERÍA
VASCULAR Y HERIDAS

“Nivel de evidencia
máximo (1++ A)”¹



“Como 1ª elección
para pacientes con
movilidad y sin
movilidad”²




“Sistemas que
contienen un vendaje
elástico pueden ser
más efectivos que
aquellos compuestos
solamente por
inelásticos”³



“Los sistemas de
múltiples componentes
-multicapas- han
demostrado mayor
efectividad que los
sistemas de un único
componente”⁴

1. Conferencia Nacional de Consenso sobre Úlceras de la Extremidad Inferior. Documento de Consenso CONUEI. Barcelona: CONUEI: 2009
2. European Wound Management Association (EWMA). Management of Patients With Venous Leg Ulcers: Challenges and Current Best Practice. J Wound Care. 2016 Jun; 25 Suppl 6:S1-S67.
3. O'Meara S. et al. Compression for venous leg ulcers (review). The Cochrane database of systematic reviews 2012; 1-192
4. Conferencia Nacional de Consenso sobre la úlceras de la extremidad inferior Documento de Consenso CONUEI 2018




**ASOCIACIÓN
ESPAÑOLA
DE ENFERMERÍA
VASCULAR Y HERIDAS**

2017

Guía de Práctica Clínica

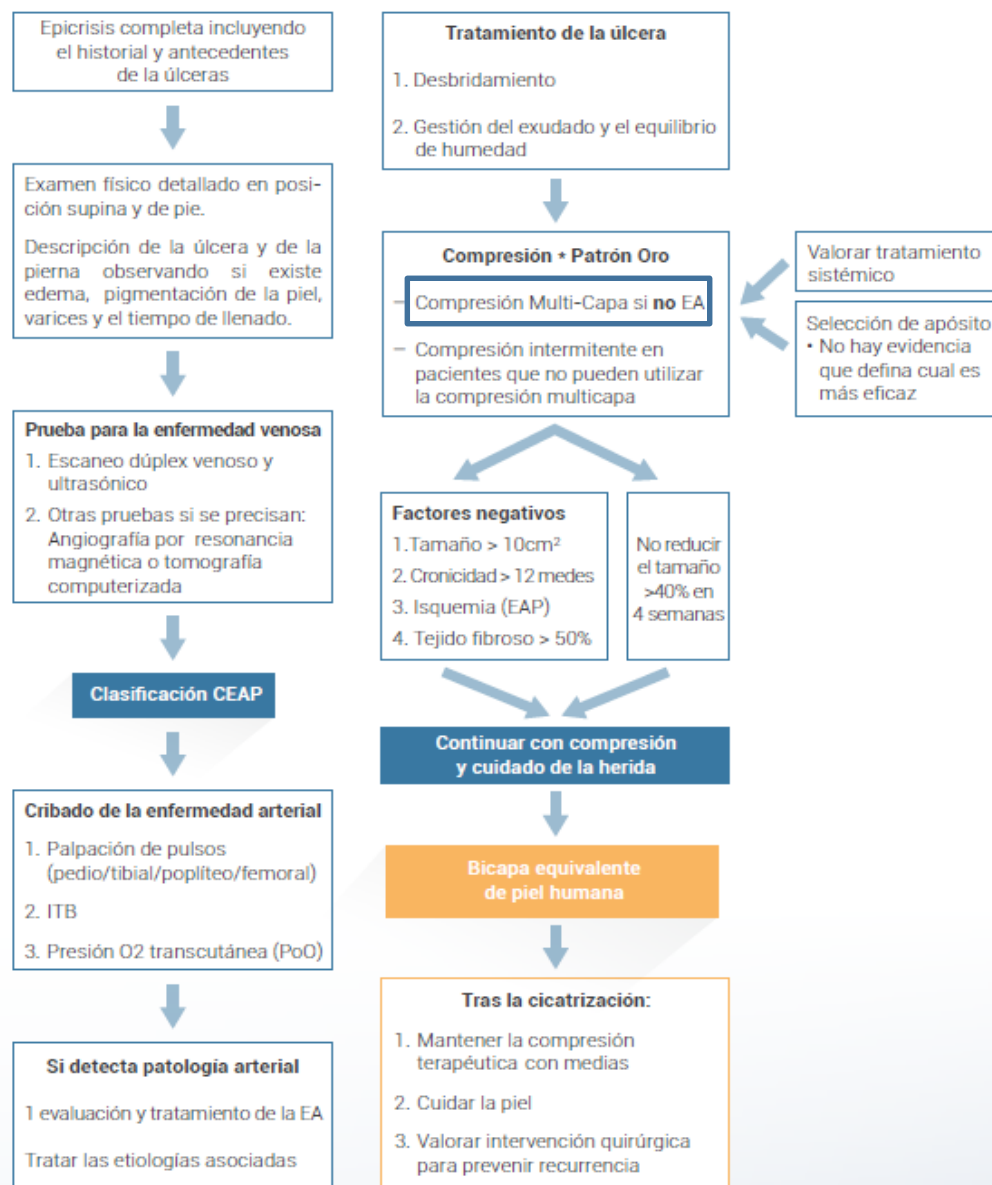
Consenso sobre Úlceras Vasculares y Pie Diabético de la Asociación Española de Enfermería Vascul y Heridas (AEEVH)

3ª EDICIÓN
Año **2017**



ASOCIACIÓN
ESPAÑOLA
DE ENFERMERÍA
VASCULAR Y HERIDAS

Ilustración 9 Algoritmo basada en la evidencia para el tratamiento de las UV



MANAGEMENT OF PATIENTS WITH VENOUS LEG ULCERS

CHALLENGES AND CURRENT BEST PRACTICE



- Peter J Franks¹ (Editor), PhD, Professor of Health Sciences and Director
 Judith Barker² (Co editor), RN, NP, STN, BSc (Nurs), MN(NP)
 Mark Collier³, Nurse Consultant - Tissue Viability
 Georgina Gethin⁴, PhD, Pg Dip Wound Healing, BSN, FFNMRCSI, A/Head of School
 Emily Haesler⁵ PhD, RN, F Grad Dip Adv Nurs (Genetics), Consultant researcher
 Arkadiusz Jawicz⁶ MD, PhD, Professor, Head of Department
 Severin Laeschke⁷, Priv.-Doz. Dr. med., Chief of Dermatologic Surgery, President of the European Wound Management Association (EWMA)
 Giovanni Musti⁸, MD, Head of Angiology Department
 Sebastian Probst⁹, DClinPrac, RN, Professor of Wound Care
 Carolina Weller¹⁰, PhD, GCHE Med (Research), RN, NEMRC Public Health Fellow, Senior Research Fellow
1. Centre for Research & Implementation of Clinical Practice, 128 Hill House, 210 Upper Richmond Road, London SW15 6NP, United Kingdom
 2. Wounds Australia
 3. United Lincolnshire Hospitals NHS Trust (ULHT), c/o Pilgrim Hospital, Selsey Road, Boston, Lincolnshire, PE21 9QF, United Kingdom
 4. School of Nursing and Midwifery, NUI Galway, Ireland
 5. Wound Management and Healing Node, Curtin University, Perth, Australia & Academic Unit of General Practice, Australian National University, Canberra, Australia (Visiting Fellow)
 6. Department of Vascular Surgery and Angiology, Collegium Medicum, University of Nicolaus Copernicus, Bydgoszcz, Poland
 7. University Hospital Zürich, Department of Dermatology, Gloriastrasse 31, CH-8091 Zürich, Switzerland
 8. Barabanti Clinic, Via del Calcio n.2, Lucca, Italy
 9. School of Health, University of Applied Sciences Western Switzerland, HES-SO Genève, Avenue de Champel 47, CH-1206 Geneva, Switzerland
 10. Department of Epidemiology and Preventive Medicine, School of Public Health and Preventive Medicine, Monash University, 99 Commercial Road, Melbourne VIC 3004, Australia

Editorial support and coordination: Julie Bjerrgaard, EWMA Secretariat

Corresponding author:

Editor, Peter J Franks, peter.franks@ericp.org.uk

Co-editor, Judith Barker, judith.barker123@gmail.com

The document is supported by an unrestricted grant from: Activa Healthcare, BSN Medical, Lehmann & Rauscher, Urgo and Welcare.

This article should be referenced as: Franks P, Barker J, Collier M, et al. Management of Patients with Venous Leg Ulcer: Challenges and Current Best Practice, J Wound Care, 25; 6, Supple.

©EWMA 2016

All rights reserved. No reproduction, transmission or copying of this publication is allowed without written permission. No part of this publication may be reproduced, stored in a retrieval system, or transmitted in any form or by any means, mechanical, electronic, photocopying, recording, or otherwise, without the prior written permission of the European Wound Management Association (EWMA) or in accordance with the relevant copyright legislation.

Although the editor, MA Healthcare Ltd. and EWMA have taken great care to ensure accuracy, neither MA Healthcare Ltd. nor EWMA will be liable for any errors of omission or inaccuracies in this publication.

Published on behalf of EWMA by MA Healthcare Ltd.

Publisher: Anthony Kerr

Editor: Rachel Webb

Designer: Milly McCulloch

Published by: MA Healthcare Ltd, St Jude's Church, Dulwich Road, London, SE24 0PE, UK

Tel: +44 (0)20 7738 5454 Email: anthony.kerr@markallengroup.com Web: www.markallengroup.com

Compression for venous leg ulcers (Review)

O'Meara S, Cullum N, Nelson EA, Dumville JC



This is a reprint of a Cochrane review, prepared and maintained by The Cochrane Collaboration and published in *The Cochrane Library* 2012, Issue 11

<http://www.thecochranelibrary.com>

WILEY

Compression for venous leg ulcers (Review)
Copyright © 2013 The Cochrane Collaboration. Published by John Wiley & Sons, Ltd.



“Los **sistemas multi-componente son más efectivos** que aquellos de un solo componente”.

“Sistemas **multicomponente que contienen un vendaje elástico** pueden **ser más efectivos** que aquellos compuestos solamente por constituyentes inelásticos”

(Esto ha sido demostrado en un análisis RCT para el ratio de cicatrización en el período de un año)

CONFERENCIA NACIONAL DE CONSENSO SOBRE LAS ÚLCERAS DE LA EXTREMIDAD INFERIOR (C.O.N.U.E.I.)



DOCUMENTO DE CONSENSO 2018

En la Úlcera de Etiología Venosa (UEV):

“La evidencia ha mostrado que **la compresión es mejor que la no compresión** y que **la alta compresión (> 40 mmHg) es mejor que la baja compresión (< 20 mmHg)**”

“En relación a las vendas, **los sistemas de múltiples componentes –multicapas– han demostrado mayor efectividad** que los sistemas **de un único componente**”